

5.3 – Oxidation of Cyanuric Acid with Hypochlorite

The oxidation of cyanuric acid with available chlorine was studied in order to determine if excessive levels of cyanuric acid could be reduced by treatment with hypochlorite. This study showed that prohibitively high concentrations of available chlorine would be required to achieve significant reductions in cyanuric acid levels in a practical time. The study also indicates that the cyanuric acid loss rate under typical swimming pool conditions is very low.

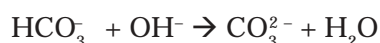
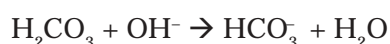
Experimental

The overall oxidation of cyanuric acid (CA) with hypochlorite ion can be represented by the following reaction:



Reactions between cyanuric acid and available chlorine (av. Cl added as hypochlorite) were carried-out under laboratory conditions at 20 to 25°C using a two-liter, 3-neck flask fitted with a stirrer, a pH probe, and burette. Solutions of CA were prepared in dechlorinated tap water. To this solution was added the appropriate amount of 5% NaOCl solution, the pH was quickly adjusted to the appropriate value, and the final volume diluted to 2 liters. A sample was immediately taken for av. Cl analysis and the remainder of this solution was transferred to the reactor described above for kinetic measure-

ments. Since the evolved carbon dioxide forms small equilibrium concentrations of carbonic acid it decreases the pH. The pH was restored to its initial value by addition of standard sodium hydroxide solution forming bicarbonate and carbonate ions.



The quantity of cyanuric acid decomposed could be calculated from the volume of sodium hydroxide solution added. Aliquots (250 mL), withdrawn at appropriate times intervals, were analyzed for available chlorine by addition of potassium iodide solution, acidification, and titration of the liberated iodine with standard sodium thiosulfate solution. The data are summarized in Tables 1, 2, and 3.

Discussion

Mechanism

Figure 1 shows the various ionic and hydro-

pH	Oxidation Rate %/hr
7.5	8
9.5	25

**Table 1 – Oxidation of Cyanuric Acid by Av. Cl
CA 1714 ppm, Av. Cl 4574 ppm**

Originally appeared in the
Journal of the Swimming Pool and Spa Industry
Volume 4, Number 2, pages 23-28
Copyright © 2001 by JSPSI
All rights of reproduction in any form reserved.
John A. Wojtowicz – Chapter 5.3

CA ppm	Time (h)	mL Na ₂ S ₂ O ₃ (V) N=0.02 ^A	Av. Cl ^B ppm	a/(a - x)	k hour ⁻¹
1714	0	40.30	572.26	1	
	0.5	39.30	558.06	1.025	
	2.6	38.04	540.17	1.059	
	8.5	34.55	490.61	1.166	
	14.7	31.45	446.59	1.261	0.0163
171.8	0	20.65	58.65	1	
	5	18.40	52.26	1.122	
	12	16.80	47.71	1.229	
	28	14.05	39.90	1.47	
	46	10.80	30.67	1.92	0.0135
85.9	0	10.33	29.34	1	
	7	8.90	25.28	1.161	
	23	7.53	21.39	1.372	
	41	5.70	16.19	1.812	
	63	4.05	11.50	2.551	0.0145
43	0	5.16	14.65	1	
	7	4.40	12.50	1.173	
	23	3.75	10.65	1.376	
	41	2.78	7.90	1.856	
	63	1.95	5.54	2.646	0.0150
21.5	0	2.58	7.33	1	
	7	2.13	6.05	1.211	
	23	1.87	5.31	1.38	
	41	1.43	4.06	1.804	
	63	1.00	2.84	2.58	0.0143
				Average	0.0147
				Std. Dev.	0.0010

A. N = 0.1 in run 1

B. Av. Cl = VN(0.0355)(10³)/0.25

Table 2 - Oxidation of Cyanuric Acid by Available Chlorine

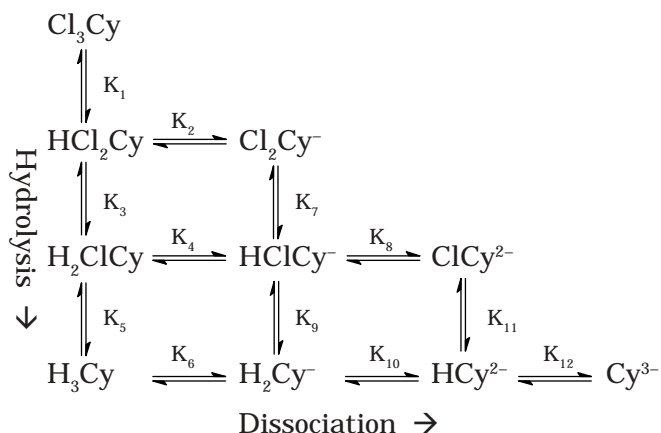
Initial CA ppm	Initial Av. Cl ppm	Rate Constant k h ⁻¹	Calc'd. Initial ΔCA ppm/day
1714	571.5	0.0163	74.9
171.8	58.6	0.0135	6.6
85.9*	29.3	0.0145	3.5
43.0	14.7	0.0153	1.8
21.5	7.33	0.0143	0.9
	Average	0.0147	

**Table 3 – Decomposition of Cyanuric Acid by Hypochlorite
pH 7.5, T = 20–25°C**

lytic equilibria in a cyanuric acid–available chlorine system. A knowledge of all of the equilibrium constants allows calculation of the concentration of individual species as a function pH. The plot in Figure 2 shows calculated species concentrations for water containing 1,714 ppm CA and 4,574 av. Cl. It shows that the dichloroisocyanurate (Cl₂Cy⁻) and hypochlorite ions are the main species from a concentration standpoint beyond pH 7.5.

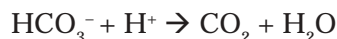
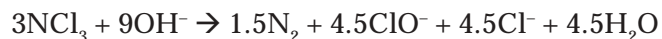
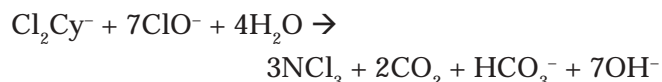
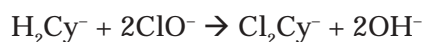
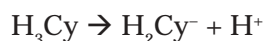
The primary step in decomposition of cyanuric acid by available chlorine involves cleavage of the triazine ring. Cleavage of the triazine ring of isocyanurates is generally believed to involve nucleophilic attack (by a nucleophile) at a carbonyl carbon atom. A nucleophile (e.g., ClO⁻ or OH⁻) is an electron–rich ion or molecule that donates an elec-

tron pair to an atom resulting in formation of a covalent bond. It is most likely that the molecule attacked in the ring cleavage reaction is fully chlorinated, ie, dichloroisocyanurate ion. Ring opening followed by reaction with av. Cl would yield N₂, Cl⁻, CO₂, and H₂O via intermediate formation of NCl₃ as shown below. Studies on decomposition of sodium dichloroisocyanurate solutions showed that its decomposition was first order with respect to av. Cl, increased with pH, and also involved intermediate formation of NCl₃. The following sequence of reactions is believed to represent the main features of the oxidation of CA by av. Cl.

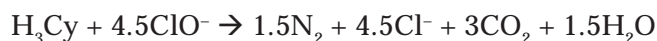


**Figure 1 – Equilibria Among
Cyanuric Acid and its
Chlorinated Derivatives***

*an additional equilibrium
is: HOCl \rightleftharpoons H⁺ + ClO⁻



Overall:



Stoichiometric Reaction

The oxidation of cyanuric acid was initially carried–out using a slight excess of available chlorine over the stoichiometric molar ratio of avail-

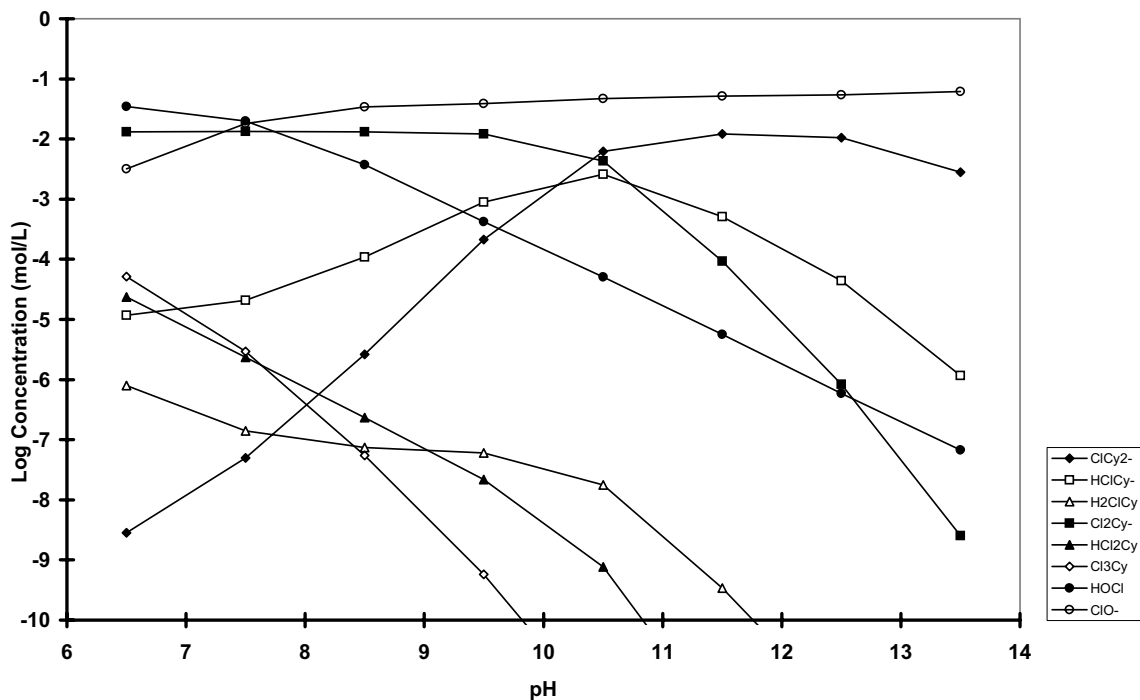


Figure 2 – Species Distribution in the CA/Av. Cl

able chlorine to cyanuric acid, i.e., 4.9 vs. 4.5. The reaction was shown to be first order (i.e., a linear function) with respect to the cyanuric acid and available chlorine concentrations. The data in Table 1 show that cyanuric acid is oxidized at an initial rate of ~8%/hour at pH 7.5 and threefold faster at pH 9.5.

Whereas the dichloroisocyanurate ion concentration remains essentially constant, the concentration of hypochlorite ion increases twofold over the 7.5 to 9.5 pH range. This can explain most of the increase in the decomposition rate of cyanuric acid over the same pH range. Figure 2 shows that the concentration of dichloroisocyanurate ion decreases beyond pH 9.5 so that if the assumed mechanism is correct, the initial rate of decomposition of cyanuric acid should decrease beyond that pH. This has been observed (Carlson 1978).

The effect of temperature was studied by Carlson (1978) over the 12 to 35°C range at pH 9.5 and a 4.8 NaOCl/CA molar ratio; initial CA concentration was 1714 ppm. Analysis of his data indicates an activation energy of 10,934 calories, which means that the reaction rate approximately doubles for each 10°C rise in temperature.

Substoichiometric Reaction

An eight-fold reduction in the mol ratio

av. Cl/CA (from 4.9 to 0.6) resulted in a 15-fold decrease (from 8.6 to 0.6%/h) in the initial cyanuric acid decomposition rate at pH 7.5. Additional experiments showed that further reductions in concentration at a constant av. Cl/CA molar ratio equal to 0.6 produced a linear decrease in the cyanuric acid decomposition rate and gave reproducible rate constants over an 80-fold concentration range as shown in Table 3.

Kinetics – The rate of oxidation of CA is related to the loss of av. Cl by the following equation:

$$1. \frac{dCA}{dt} = (1/4.5) \frac{d(av. Cl)}{dt}$$

where dCA , $d(av. Cl)$, and dt are differentials that represent infinitesimal changes in the CA and av. Cl concentrations and time t .

The rate of consumption of av. Cl is given by the following equation:

$$2. \frac{d(av. Cl)}{dt} = k[av. Cl]$$

where k is a specific rate constant (ie, the rate of reaction at unit concentration of av. Cl).

If the av. Cl concentration is equal to $(a - x)$, where

a is the initial concentration and x is the amount that has decomposed, equation 2 becomes:

$$3. -dx/dt = k(a-x)$$

where dx represents the infinitesimal change in x. Integration (i.e., conversion of the differential equation to an algebraic equation by a process of summation) and application of boundary conditions (i.e., placing limits on the value of x at time 0 and time t) gives the following equation for the loss of available chlorine (x) with time (t) as a function of the initial concentration of available chlorine (a) at pH 7.5 and a ppm CA/ppm av. Cl ratio of 3.0.

$$4. \text{Log } [a/(a - x)] = 0.4343kt$$

Equation 4 is of the form $y = mx$. Data and calculated values of $a/(a - x)$ for all experiments are shown in Table 2. A plot of $\text{Log } [a/(a - x)]$ against time (Figure 3) should give a straight line with a slope m equal to $0.4343k$. Dividing the actual slope by 0.4343 yields the value of k. The average value of k is $0.0147 \pm 0.0010 \text{ h}^{-1}$ at 20 to 25°C

Raising both sides of equation 4 to the power of ten, and since $x = \Delta \text{ av. Cl}$ (where Δ represents a change in concentration) and $a = [\text{av. Cl}]_i$, this equation can be rearranged to:

$$5. \Delta \text{ av. Cl} = [\text{av. Cl}]_i(1 - 10^{-0.4343kt})$$

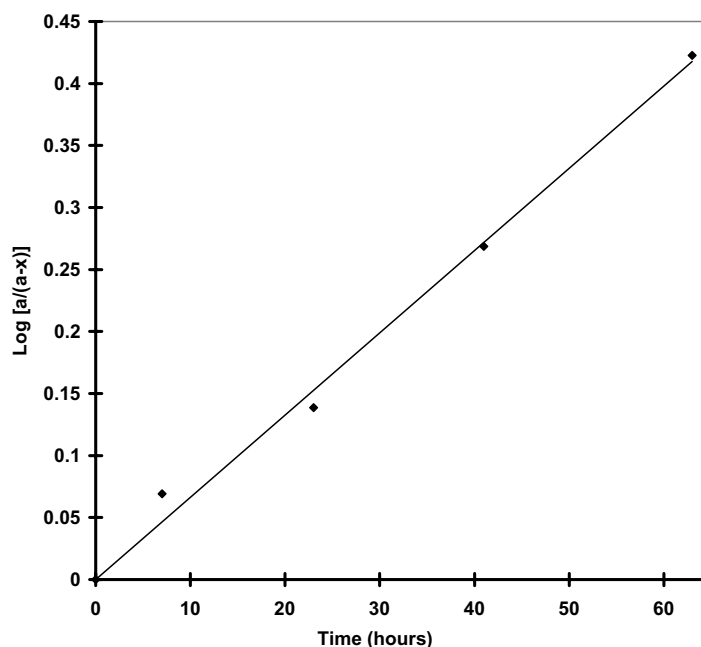


Figure 3 – First Order Plot for Reaction of CA with Av. Cl.

This equation can be converted to an equation for loss of cyanuric acid by substituting the following expression: $\Delta \text{ av. Cl} = (\Delta \text{CA} \cdot 71 \cdot 4.5)/129$

$$6. \Delta \text{CA} = 0.404[\text{av. Cl}]_i(1 - 10^{-0.4343kt})$$

Substitution of the available chlorine concentration (ppm) and the time (hours) gives the cyanuric acid decomposition rate. A summary of the rate constant data and calculated values of the initial cyanuric acid decomposition rate are shown in Table 3.

An equation for calculating the CA decomposition rate at a relatively steady average av. Cl concentration can be obtained by a modification of equation 1:

$$7. \Delta \text{CA} = 0.404k[\text{av. Cl}]_{\text{AVG}}\Delta t$$

Implications for Swimming Pools and Spas

The data in Table 3 show that at a cyanuric acid concentration of 172 ppm and an available chlorine concentration of 59 ppm, that the initial cyanuric acid decomposition rate is only about 7 ppm/day at 20–25°C. The effect of temperature on the cyanuric acid decomposition rate can be calculated by means of the following equation:

$$8. \text{Log } (R_2/R_1) = 2389(1/T_1 - 1/T_2)$$

where R_1 and R_2 are the cyanuric acid decomposition rates at absolute temperatures T_1 and T_2 . At a swimming pool temperature of 80°F (i.e., 26.6°C) cyanuric acid decomposition rate would be approximately 1.3 times greater, while at a spa temperature of 104°F (40°C), it would be 2.8 times greater than shown in Table 3 above.

Even if the cyanuric acid and available chlorine concentrations were doubled to 344 and 118 ppm, the initial decomposition rate would be increased to only 18 and 38 ppm/day for pools and spas, respectively. These initial rates would decrease as the concentrations of cyanuric acid and available chlorine decreased. In order to maintain the initial cyanuric acid decomposition rate one would have to not only replenish the available chlorine that had decomposed in the first day but also add an additional amount to compensate for the reduced rate of reaction caused by the decreased cyanuric acid concentration.

The high available chlorine concentration would present a potential corrosion problem for the pool's recirculation system components and might

also bleach vinyl pool liners. Thus, oxidation of cyanuric acid by hypochlorite does not appear to be a practical method for reducing excessive levels of cyanuric acid. Partial replacement of the pool water is a much better alternative.

Equations 6 and 7 may not accurately predict the decomposition rate of CA under typical swimming pool conditions because the av. Cl/CA mol ratio is lower (<0.1) than for the data in Table 2 (0.6). The calculated CA loss rate using equation 7 is 0.87 ppm/day at 85°F and an average of 4 ppm av. Cl. Data obtained for a sample of swimming pool water (4 ppm av. Cl, 138 ppm CA) at the same temperature showed a lower decomposition rate of 0.24 ppm/day at a ten-fold lower av. Cl/CA mol ratio of 0.06.

References

- Carlson, R. H., "Sodium Hypochlorite Treatment for the Removal of Cyanurate Compounds from Aqueous Waste Streams", U. S. Patent 4,075,094 (Feb. 23, 1978) to FMC Corporation.
- Wojtowicz, J.A. unpublished data 1981
-